

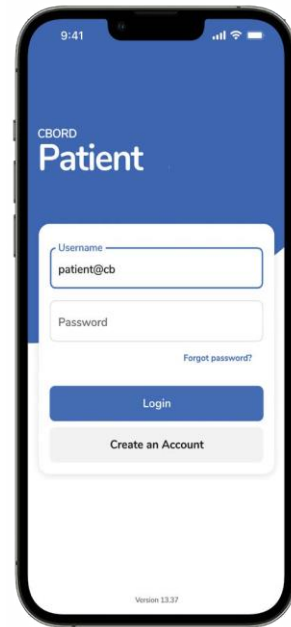
How do I order my meal?

Available on personal mobile devices, anywhere.

Diets unable to order via the App: All liquid diets, IDDSI diets LQ3, PU4, MM5 & SB6.

Instructions

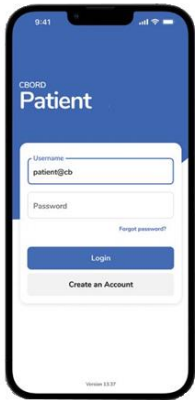
Download the Patient Meal App by scanning the QR Code or visit patient.cbord.com/login



1

Create an account by following the instructions on this card.

1



Click on "Create Account"

2



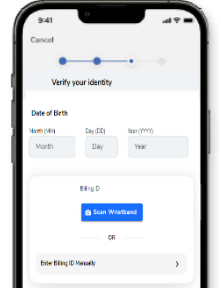
Select correct box and check age attestation.
Click Next

3



Enter facility ID:
premier

4



Scan your wrist band and enter the date of birth (Billing ID=CSN)

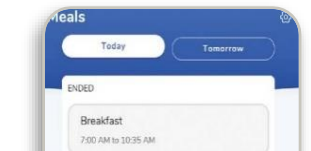


5



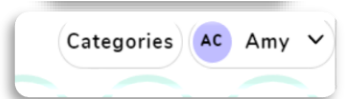
Enter email to create an account or click "Skip" in upper right corner.

6



Select the day and meal, to make selections.

7



Click Categories in upper right corner or at the bottom of the scroll list to find additional food choices.

PRO-TIP: Order ahead ... place orders a meal or more ahead of the current meal as much as possible. Meal cut off times to place custom orders are:

- Today's Breakfast before 6:50 AM
- Today's Lunch before 10:50 AM
- Today's Dinner before 3:50 PM
- Tomorrow's meals can be ordered anytime today.

Your meal will be delivered to the unit in the unit's assigned delivery window.

If nothing is ordered a special from our Chef will be sent to you automatically presuming the doctor has approved meals for you.



Remember your drinks & condiments.